

## LS DESIGN



**LIGHT GREY**  
similar RAL 7035

LS DESIGN relies on its clear form and high flexibility: numerous combinations are possible with a wide range of colours and materials to choose from. Its special shadow gap creates a special depth – so the LS DESIGN switches give the impression that they are floating. LS DESIGN is made of plastic and available in ivory, white, light grey and black.

# LS DESIGN

## Frame material

Duroplastic

Compatible with all covers of the range LS.




Switch



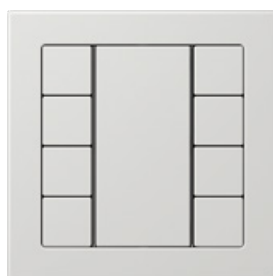
Rotary dimmer



Switch/socket combination



F 40 sensor, 4-gang



F 50 sensor, 4-gang

## Frame size

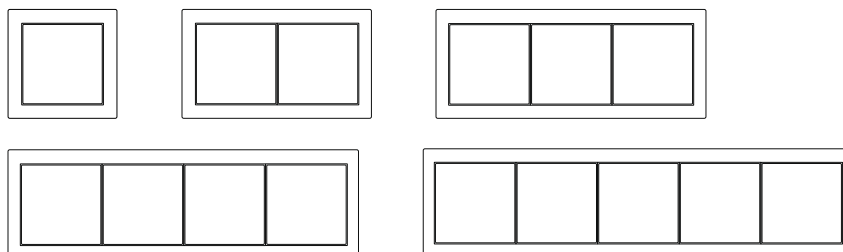
1-gang 96 mm x 96 mm

2-gang 96 mm x 167 mm

3-gang 96 mm x 238 mm

4-gang 96 mm x 309 mm

5-gang 96 mm x 380 mm



Frames can be installed horizontally and vertically.

