

LS ZERO**SNOW WHITE MATT**


LS ZERO is the contemporary interpretation of the LS 990 JUNG classic. The LS ZERO sits flush-mounted in the wall and captures the design of this iconic switch with a narrow frame. So it integrates consistently and perfectly in walls, ceilings and furniture fittings.

LS ZERO

Frame material

Painted duroplastic/
thermoplastic

compatible with all covers
of the range LS.



Switch



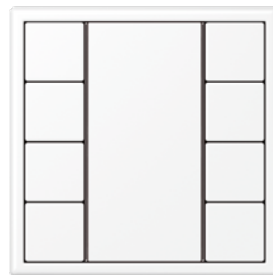
Rotary dimmer



Switch/socket
combination



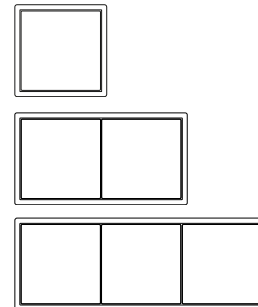
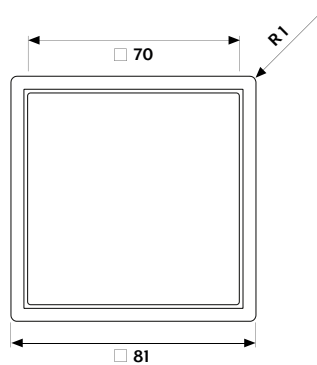
F 40 sensor, 4-gang



F 50 sensor, 4-gang

Frame size

- 1-gang 81 mm x 81 mm
- 2-gang 81 mm x 152 mm
- 3-gang 81 mm x 223 mm



Dimension of plastering frame

For flush mounting and 3 mm
installation height

- 1-gang 130 x 130 x 12.5 mm
- 2-gang 130 x 201 x 12.5 mm
- 3-gang 130 x 272 x 12.5 mm

Suitable for plaster or plaster-
board thickness of 12.5 mm

Frames can be installed
horizontally and vertically.

